



# WI-FI

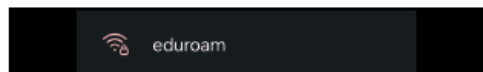
## How to Connect to Wi-Fi on Campus



UWinnipeg uses *eduroam* to provide secure network access to students and staff.

To connect, all you need is your UWinnipeg email and WebAdvisor password.

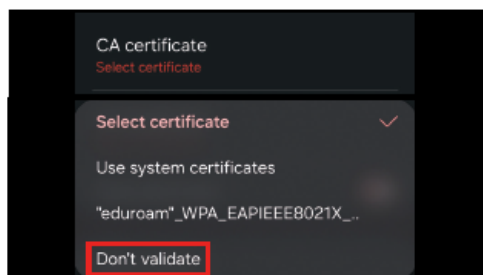
**Android.** Go to available networks and select *eduroam*.



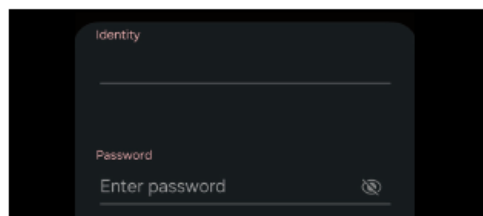
Select "View more" and ensure the EAP method is "PEAP."




Press "CA Certificate" and select "Don't validate."



Enter your UWinnipeg email into the "Identity" field and your WebAdvisor password into the "Password" field.



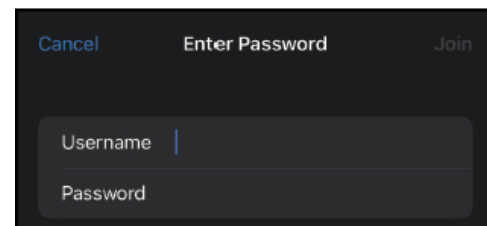
Press "Connect."



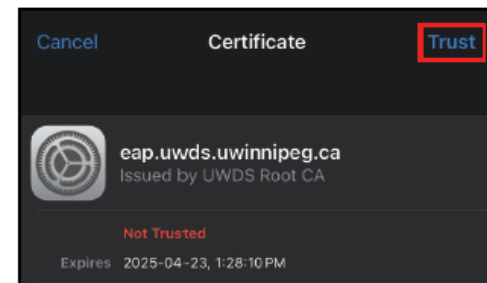
**iOS.** Go to Settings, then Wi-Fi, and select *eduroam*.



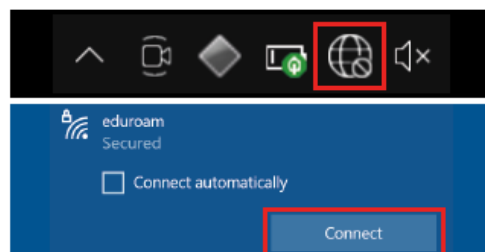
Enter your UWinnipeg email and WebAdvisor password.



Press "Join." Select "Trust" if prompted.



**Windows.** Click the network symbol on the task bar to bring up available networks. Select *eduroam*, then click "Connect."



Enter your UWinnipeg email and WebAdvisor password.

A screenshot of the Windows login form for the 'eduroam Secured' network. It has two input fields: 'User name' and 'Password'. Below the fields are 'OK' and 'Cancel' buttons.

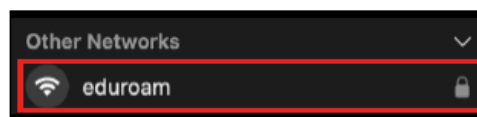
If prompted with "Continue connecting?", click "Connect" again.

A screenshot of a Windows dialog box titled 'Continue connecting?'. The text inside says: 'If you expect to find eduroam in this location, go ahead and connect. Otherwise, it may be a different network with the same name. Show certificate details'. At the bottom, the 'Connect' button is highlighted with a red box.

**MacOS.** Locate the Wi-Fi icon on the menu bar and click it.



Select the *eduroam* network. (If you don't see it, click "Other Networks" to display nearby networks.)

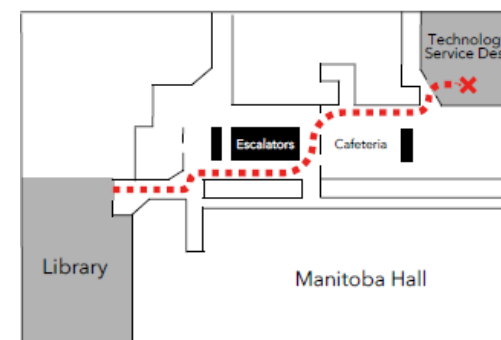


Enter your UWinnipeg email and WebAdvisor password and click "OK."

A screenshot of the MacOS network login form for the 'eduroam' network. It has input fields for 'Account Name' and 'Password'. There is a checkbox for 'Remember this information' which is checked. At the bottom, the 'OK' button is highlighted with a red box.

You can use your UW login details to connect to the Wi-Fi at any institution which also uses *eduroam*, including the University of Manitoba, the Université de Saint-Boniface, and Red River College Polytechnic.

You can also connect to *eduroam* using the app. For instructions, see the Technology Solutions Centre website at <https://www.uwinnipeg.ca/tech-sector/how-do-i/how-do-i-connect-to-wi-fi.html>.



*If you have trouble connecting, see the Technology Service Desk in room 4C32B on the 4th floor of Centennial Hall.*