




## HOW TO USE the University of Winnipeg Library SMART LOCKERS! ✨

You will need:



U Winnipeg  
ID Card  
&  
access to your  
UWinnipeg email



Contact [servicedesk@uwinnipeg.ca](mailto:servicedesk@uwinnipeg.ca) if you need help with your email, or [studentcentral@uwinnipeg.ca](mailto:studentcentral@uwinnipeg.ca) if you don't have an ID card.



Visit [Library.uwinnipeg.ca](http://Library.uwinnipeg.ca)  
and search.  
When you find something,  
click "Request for Pickup."

✓ UWinnipeg Library or Partners has  
1996-2011, 2013-2015; Summary  
incomplete.

[10 Available at 1 Location](#)


Request for Pick Up



"THE BOOK YOU REQUESTED IS NOW  
AVAILABLE FOR YOU IN OUR SMART  
LOCKER PICKUP UNIT."

We will email your UWinnipeg address when  
your order is ready (about 2 business days).

The Lockers are  
located on the 1<sup>st</sup>  
floor of Centennial  
Hall.



You can find them next to the  
escalators. They are available  
7 days a week, 8:00 am - 6:00 pm.





Use the hand sanitizer before you begin. Scan your library card below the screen.



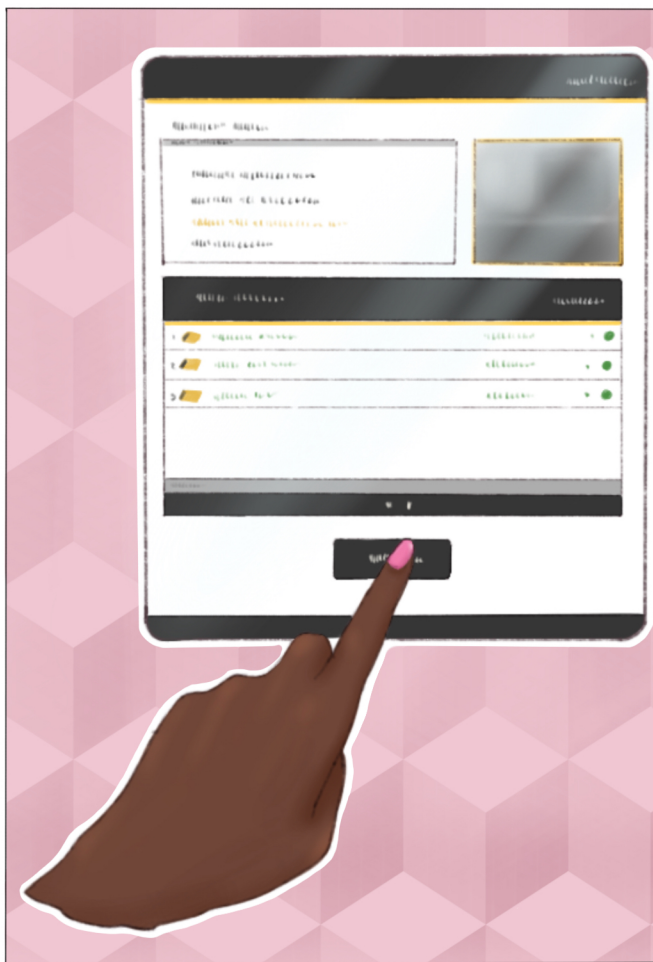
Or, press the Keyboard button to enter your barcode number. Call **204-786-9808** if you need assistance.

membership no:

Press **Open All** when your list of items appear.

The Locker(s) with your items will pop open. Multiple Lockers may be used. Collect your items and close the doors.





Press the "Finish "  
button and complete  
your order.

A confirmation email,  
with due dates, will  
be sent to your  
UWinnipeg email  
account within an hour.

Please use the sanitizing wipes after you are  
done to clean any surfaces you have  
touched, including the screen.



After that, you're done!  
**Happy ☺**  
**Reading!**

